

# Quotique



---

# Table of contents

---

<b>Description</b>	<b>3</b>
<b>Installation</b>	<b>3</b>
<b>Functions</b>	<b>3</b>
Received lists	9

## Description

With the module Quotique customers can send requests for quotations in a group request to you via e-mail. As a result, product questions can be quickly and easily cleared.

## Installation

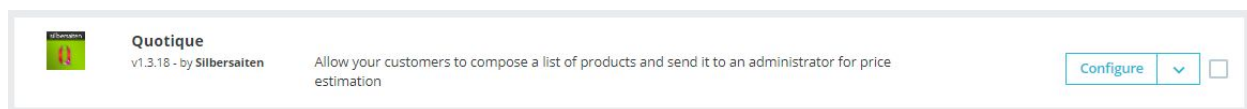
To install the module, go to Modules and Services> Modules and Services. Click on the button "Add new module".



Add a new module

Select the zip.-file of the module and click on "Upload this module".

After the module is uploaded and installed, it appears in your modules list.



## Functions

To configure the module, click on **Configure**. You find the button at the Quotique module in your module list.



In the settings you have several configuration options for the functions of Quotique.

- **Show for all products:** If you enable this setting, all products can be added by your customers to a request list. For all products, the possibility appears "Add to My List"

Show for all products ☒ YES ☐ NO

*If enabled, all products will be available without having to add in list*

Home / Hummingbird printed sweater



## HUMMINGBIRD PRINTED SWEATER

€42.72

€34.18 **SAVE 20%**

Tax included - [Shipping excluded](#)

Regular fit, round neckline, long sleeves. 100% cotton, brushed inner side for extra comfort.

Size

S ▼

Quantity

1 ▲ ▼

**ADD TO CART**

Share



**ADD TO MY LIST**

No products added yet

- Allow guests: If you enable this function, even guests (unregistered customers) can send request lists to you.

Allow guests

**YES**

NO

*Enable to allow both - guests and customers to submit their lists*

- Only not available products: When this function is activated, only unavailable products can be added to a list. First disable the function "Show all products". To mark a product as "not available", click on the item and disable the "Available for order" option. For all other products, the option is missing "Add to My List"

Only not available products

YES

**NO**

*If enabled, only products that are not available for order can be added to list*

Basic settings
Quantities
Shipping
Pricing
SEO
Options
Modules

### Visibility

Where do you want your product to appear?

Everywhere

☐ Available for order
☒ Show price
☐ Web only (not sold in your retail store)

Tags

- **Products without price only:** When this function is activated, only products without price can be added to a list. First disable the function "Show all products". To disable the price of a product, click on the item and disable the "Available for order" and the "Show price" option. For all other products, the option is missing "Add to My List"

Products without price only

YES

NO

*If enabled, only products without price can be added to list*

Basic settings
Quantities
Shipping
Pricing
SEO
Options
Modules

### Visibility

Where do you want your product to appear?

Everywhere

☒ Available for order
☐ Show price
☐ Web only (not sold in your retail store)

Tags

- **Only online products :** When this function is activated, only products that are sold online can be added to a list. First disable the function "Show all products". To enable the sold online-status of a product, click on the item and enable the "Online only (not sold in your retail store)" option. For all other products, the option is missing "Add to

Only online products

YES

NO

*If enabled, only products that are sold online can be added to list*

My List"

Basic settings
Quantities
Shipping
Pricing
SEO
Options
Modules

### Visibility

Where do you want your product to appear?

Everywhere

☒ Available for order
☐ Show price
☒ Web only (not sold in your retail store)

Tags



- **Send PDF file to the customers:** Activate this function so that after submitting a list, your customers will receive a mail with a PDF file containing a summary of the requested products.

Send pdf-file to the customer YES NO

*If enabled, when confirming the list of goods, the user will receive on your e-mail letter with the pdf-file, which is a list of goods from the store prices.*

- **Use CAPTCHA:** Enable this feature to have your customers fill out a CAPTCHA field before submitting a request. This will help you prevent spam.

Use CAPTCHA YES NO

*When activated, this form will require a customer to enter captcha from a picture in order to submit the data.*

- **Allow file upload:** Allows your customers to add a file to the sent list and send it to you. You can limit the size of the file.

Allow file upload YES NO

*Disable to disallow file upload when submitting a list*

Limit file uploads (Mb)

*Please remember this value cannot override the heigher priority setting max\_upload\_size in your ph*

File

Datei auswählen
Keine ausgewählt

- **Show RFQ link on top right:** Activate this function so that the customer can see the link to the request list in the top right corner of the shop.



## Send an RFQ request

\*Required field

\* E-mail

<input type="text" value="test@test.de"/>	
Name <input type="text"/>	Company <input type="text"/>
Phone <input type="text"/>	Address <input type="text"/>
Post code <input type="text"/>	City <input type="text"/>
Description <input type="text"/>	File <input type="button" value="Datei auswählen"/> Keine ausgewählt
<input type="checkbox"/> I agree to the terms and conditions. <a href="#">Read more</a>	
<input type="button" value="SEND TO ADMINISTRATOR"/>	

- Selected categories: You can use this function to only add products from certain categories to the request list.

Selected categories

☐ Home (3 selected)
 

☒ Clothes (2 selected)
 

☒ Men
 ☒ Women

☐ Accessories
 ☐ Art
 ☐ Presents
 ☐ Configurable
 ☐ Boxing
 ☐ Feature

- Add additional contact information for customer request (Name\*, Company, Phone\*, Street\*, Postcode\*, City\*): Here you can enter certain data-fields and mark them as mandatory. Fields marked as "required" must be completed by the customer.

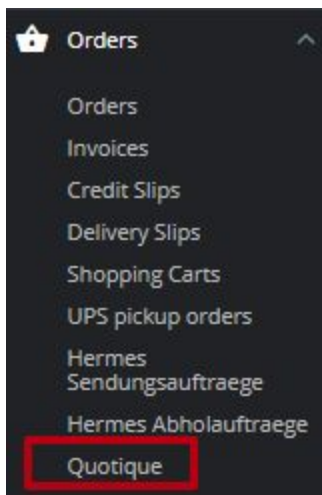


Name	<input type="button" value="YES"/> <input type="button" value="NO"/>	<input type="checkbox"/> Required
Phone	<input type="button" value="YES"/> <input type="button" value="NO"/>	<input type="checkbox"/> Required
Company	<input type="button" value="YES"/> <input type="button" value="NO"/>	<input type="checkbox"/> Required
Address	<input type="button" value="YES"/> <input type="button" value="NO"/>	<input type="checkbox"/> Required
Postcode	<input type="button" value="YES"/> <input type="button" value="NO"/>	<input type="checkbox"/> Required
City	<input type="button" value="YES"/> <input type="button" value="NO"/>	<input type="checkbox"/> Required

The functions “Only not available products”, “Products without price only” and “Only online products” are compatible with each other.










## Received lists

The list transmitted can be seen under Orders > Quotique.



QUOTIQUE									
ID	RequestID	Customer	Total Products	Date	Saved	Sent	Pdf / Csv		
1	20190702-1	T. Test	1	07/02/2019 14:18:59	Yes	Yes			
2	20190702-2	T. Test	2	07/02/2019 14:33:51	Yes	Yes			
3	20190702-3	T. Test	1	07/02/2019 14:35:02	No	No			

Click on the PDF icon to download a PDF file of the Request for Quotation or on the CSV icon for a CSV file. The PDF file is sent via email to the customer when he's sending his request to you.

ID	RequestID	Customer	Total Products	Date	Saved	Sent	Pdf / Csv	
1	20190702-1	T. Test	1	07/02/2019 14:18:59	Yes	Yes	 	 View
2	20190702-2	T. Test	2	07/02/2019 14:33:51	Yes	Yes	 	 View
3	20190702-3	T. Test	1	07/02/2019 14:35:02	No	No	 	 View










Bulk actions

**my store**

07/02/2019  
Request #000002

	Product	Reference	Quantity	Unit Price (Tax Excl.)	Unit Price (Tax Incl.)	Unit Price with reduction (Tax Incl.)
1	Hummingbird printed sweater Größe: S	demo_3	1	€28.72	€28.72	€28.72
2	Testartikel Größe: S, Farbe: Blau	2222222	2	€29.41	€29.41	€29.41

Click **View** to get an overview of the request list of the customer. It also shows you whether this list has already sent to you, or if the customer may still looking for other products.

ID	RequestID	Customer	Total Products	Date	Saved	Sent	Pdf / Csv	
1	20190702-1	T. Test	1	07/02/2019 14:18:59	Yes	Yes	 	 View
2	20190702-2	T. Test	2	07/02/2019 14:33:51	Yes	Yes	 	 View
3	20190702-3	T. Test	1	07/02/2019 14:35:02	No	No	 	 View

Bulk actions

NOTE: This customer hasn't saved or sent this list yet, the data may be incomplete.

NOTE: This customer hasn't sent this list yet, it may be the customer is still browsing for products.

#### CUSTOMER INFORMATION

**Test Test**

✉ test@test.de

Account registration date: 06/25/2019 13:16:15

Valid orders placed: 0

Total paid since  
registration: €0.00

#### LIST INFORMATION

List saved: 0

✉ test@test.de

List sent: 0

Contact name:

Contact company:

Contact phone:

Contact address:

Contact post code:

Contact city:

List created: 07/02/2019 14:35:02

List updated: 07/02/2019 14:48:02